



eTwinning and web 2.0 tools

Maria Skordyli

eTwinning ambassador of West Crete

eTwinning and web 2.0 tools

What is eTwinning for you?

<https://www.menti.com/7kbwqms8>

eTwinning and web 2.0 tools

eTwinning is the community for schools in Europe.

eTwinning offers a platform for staff (teachers, head teachers, librarians, etc.), working in a school in one of the European countries involved, to communicate, collaborate, develop projects, share and, in short, feel and be part of the most exciting learning community in Europe. eTwinning is co-funded by the **Erasmus+**, the European programme for Education, Training, Youth and Sport.



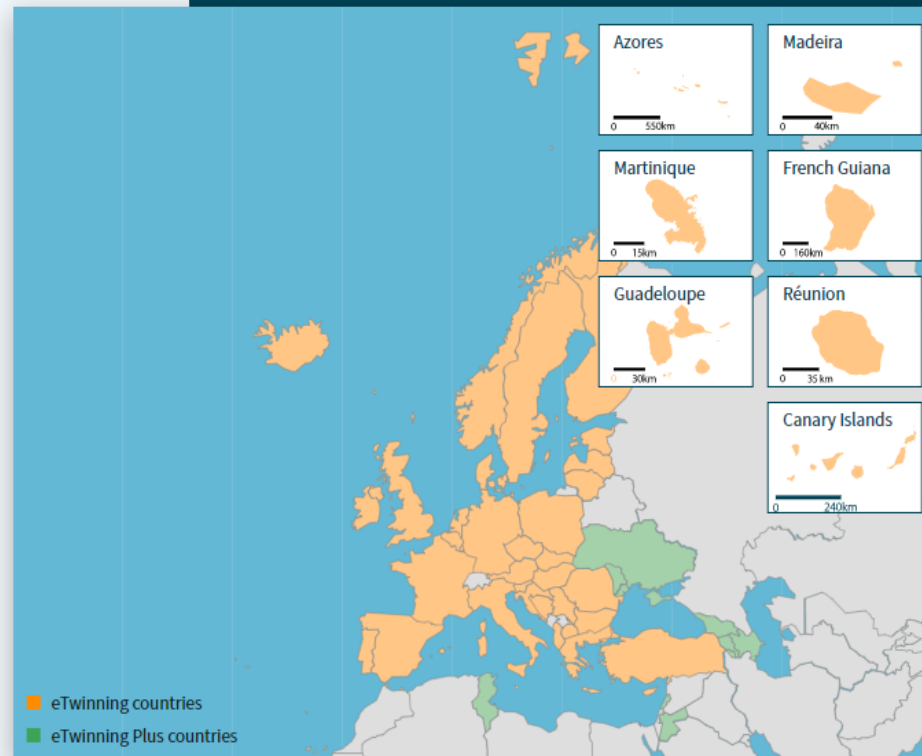
831.481
TEACHERS



210.400
SCHOOLS

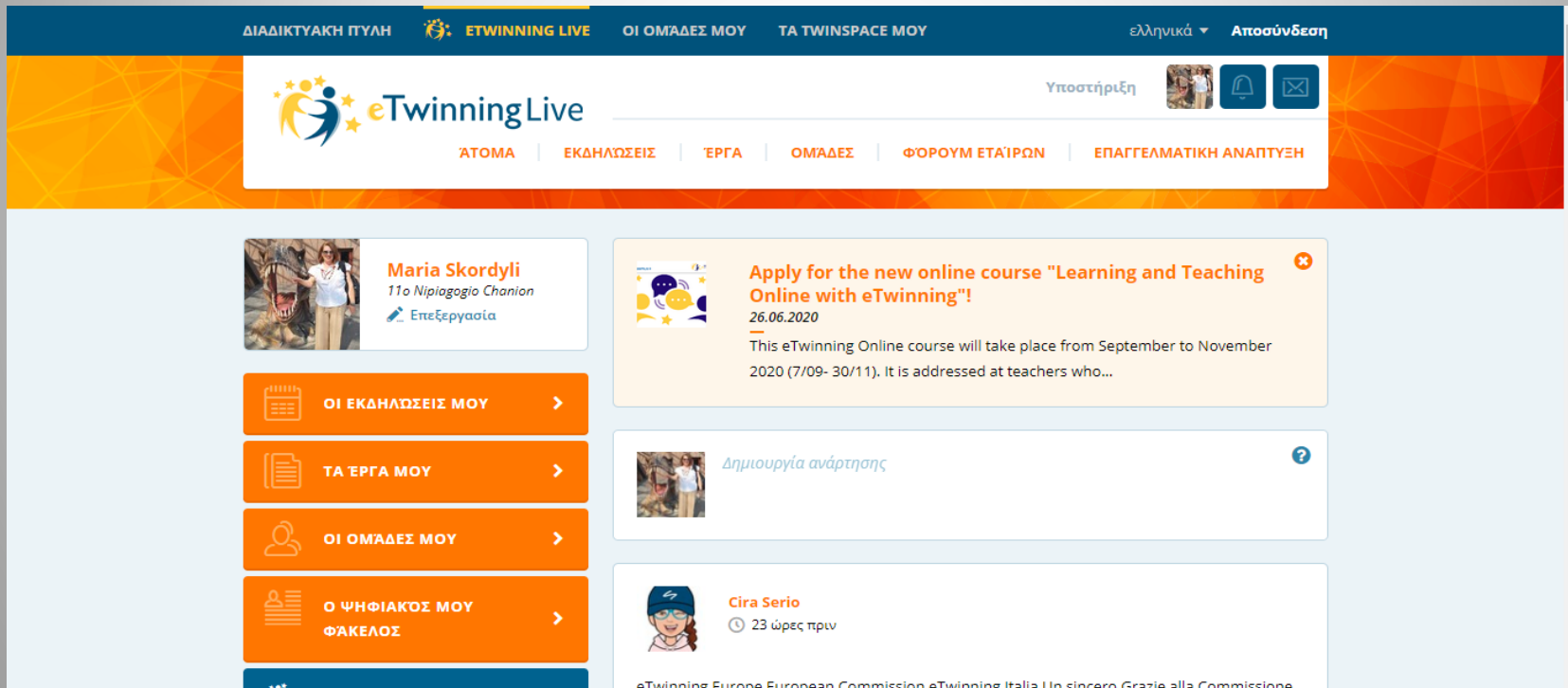


109.495
PROJECTS



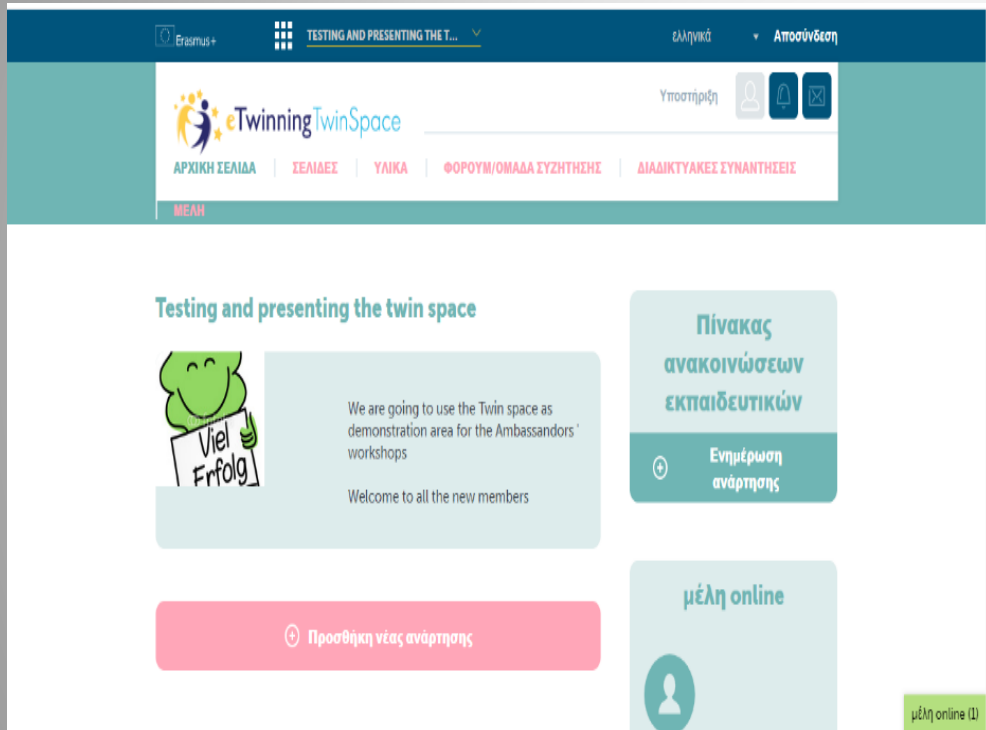
eTwinning and web 2.0 tools

- eTwinning live



The screenshot shows the eTwinning Live website interface. At the top, there is a navigation bar with the following elements: "ΔΙΑΔΙΚΤΥΑΚΗ ΠΥΛΗ", "ETWINNING LIVE", "ΟΙ ΟΜΑΔΕΣ ΜΟΥ", "ΤΑ TWinspace ΜΟΥ", "ελληνικά", and "Αποσύνδεση". Below this is a header section with the eTwinning Live logo, a search bar, and navigation links: "ΑΤΟΜΑ", "ΕΚΔΗΛΩΣΕΙΣ", "ΈΡΓΑ", "ΟΜΑΔΕΣ", "ΦΟΡΟΥΜ ΕΤΑΪΡΩΝ", and "ΕΠΑΓΓΕΛΜΑΤΙΚΗ ΑΝΑΠΤΥΞΗ". The main content area features a profile card for Maria Skordyli, a course announcement for "Apply for the new online course 'Learning and Teaching Online with eTwinning!'", a post titled "Δημιουργία ανάρτησης", and a profile card for Cira Serio. At the bottom, there is a footer with the text "eTwinning Europe European Commission eTwinning Italia Un sincero Grazie alla Commissione".

eTwinning and web 2.0 tools



Erasmus+ TESTING AND PRESENTING THE T... ελληνικά Αποσύνδεση


Υποστήριξη

eTwinning TwinSpace

ΑΡΧΙΚΗ ΣΕΛΙΔΑ | ΣΕΛΙΔΕΣ | ΥΛΙΚΑ | ΦΟΡΟΥΜ/ΟΜΑΔΑ ΣΥΖΗΤΗΣΗΣ | ΔΙΑΔΙΚΤΥΑΚΕΣ ΣΥΝΑΝΤΗΣΕΙΣ

MEAN

Testing and presenting the twin space

 Viel Erfolg

We are going to use the Twin space as demonstration area for the Ambassadors' workshops

Welcome to all the new members

Πίνακας ανακοινώσεων εκπαιδευτικών

Ενημέρωση ανάρτησης

μέλη online

μέλη online (1)

Προσθήκη νέας ανάρτησης

Twinspace

- Twinspace is the space of each project.
- Here we can store, organize, correct and share documents and information (such as text documents, images, news, etc.) easily, with no paperwork and made accessible at all times and from any place: something which was hard to imagine in a traditional educational context.

WHAT MAKES A SUCCESSFUL INNOVATIVE PROJECT?

- Pedagogical innovation
- Curricular integration
- Collaboration between partner schools
- Use of technology
- Results, impact and documentation

THE USE OF TECHNOLOGY



USE OF ICT

THE CHOICE AND USE OF ICT (ALL DIGITAL TECHNOLOGICAL TOOLS)



CREATIVE USE OF ICT TOOLS

The ICT tools are selected to fit the particular purposes of the project. There is a creative way in which the tool is adapted to meet the project goals.

VARIETY

There is a variety of tools in the project. There is a different choice of tools for each activity. Students have a say in the choice and they can suggest an alternative.

ACCESSIBILITY

The tools are accessible and easy to use. There are tutorials/guides to help the students use them independently.

AGE APPROPRIATE

Pupils use ICT tools (suitable for their age), especially to realise various products.

WORK SPACE MANAGEMENT (TWINSPACE OR SIMILAR)

STRUCTURE AND ORGANISATION

The TwinSpace is well organised and easy to follow. The organisation of the TwinSpace (or similar) allow the visitors to clearly follow the pedagogical organisation of the project and its progression.

ACCESSIBILITY

(if possible) students are registered on the TwinSpace they can suggest, edit and create pages, contents.

FUNCTIONALITY

The TwinSpace is used by teachers and pupils.



ESAFETY AND COPYRIGHT ISSUES



PROTECTED PERSONAL INFORMATION

All the personal information in the project is password protected.

RULES OF CONDUCT/ NETIQUETTE

Clear rules about online collaboration are established for all project members.

COPYRIGHT

The copyright license conditions relating to the files, images, and videos used are respected.

The technology is used to help the partners achieve their pedagogical objectives.

The tools help partners to collaborate better among themselves.

<https://www.youtube.com/watch?v=gZalOkeV9fk>

THINKLINK

- Thinklink allows teachers and learners to easily create, collect and share interactive images and videos.

<https://twinspace.etwinning.net/12904/pages/page/75329> (presenting schools)

or

<https://www.thinglink.com/scene/1065731544917737475>

BLABBERIZE

- Blabberize is a photo editing tool that creates talking animations from a photo or other image. Browse the ready-made blabbers or create new ones.
- <https://blabberize.com/view/id/1744905>

ZEEMAPS

- ZeeMaps makes it easy to create a map. Mark your pins and highlight regions. Publish your map or use it on your Twinspace, website or social media.
- <https://twinspace.etwinning.net/12904/pages/page/79253>- locating students on a map
- <https://www.zeemaps.com/map?group=2299591&location=Chania%20Greece#>

TRICIDER

- Collect ideas and vote. Free online tool for easy brainstorming and voting. For decision making, crowdsourcing and idea generation.
- <https://twinspace.etwinning.net/12904/pages/page/77713> (social voting - voting, arguing for a position)
- <https://www.tricider.com/admin/3ZHaWghj52V/5UhSSF6Ld0f>

PADLET

- Padlet is an extremely easy-to-use tool that allows learners to collaborate online by posting text, images, links, documents, videos and voice recordings.
- <https://padlet.com/mascor1/tje7n6wwea5m>
- <https://padlet.com/mascor1/ln31obbtfxz4>

LEARNINGAPPS

- LearningApps.org is a Web 2.0 application, to support learning and teaching processes with small interactive modules.
- https://learningapps.org/user/maria_sc

GENIAL.LY

- Genial.ly: A single tool to create all kinds of didactic resources, presentations, games, interactive images, maps, illustrated processes, etc.
- <https://view.genial.ly/5ae0bb032ad2cb4039987e82/interactive-content-our-classroom>

PAD

Pad: Writing collaboratively on a page. This kind of writing tool is called a “pad”. A pad is an online collaborative text editor.

- For example, this could be used for a story writing: each pupils could work together on the same page in order to create a story, each pupils having one sentence to write only. Or they could correct each other ideas.
- <https://pad.disroot.org/p/eTwinning>

AWW

- AWW removes all hurdles to getting started, since you don't have to log in before creating your first whiteboard (although you won't be able to save the board without eventually logging in).
- The rich feature set is quickly accessible through the three toolbars located on the whiteboard.
- <https://awwapp.com>

KAHOOT

- Pupils answer the questions on their own devices (computer, tablets, smartphone) while games are displayed on a shared screen to unite the lesson.
- Join at www.kahoot.it or with the Kahoot! app

eTwinning and web 2.0 tools

- All these web 2.0 tools are uploaded on my digital library Symbaloo
- <https://www.symbaloo.com/mix/web20tools32>



Μαρία Σκορδύλη
mail: marscord@gmail.com
@Maria Skordili
Facebook-Twitter-LinkedIn



eTwinning

—